


✓	17	17		32	09	23		84	13	97	26	53	0	53	79	%	01	
---	----	----	--	----	----	----	--	----	----	----	----	----	---	----	----	---	----	--




**Mt. San Jacinto Community College District
Expenditure Statement June 30, 2017**

**General Fund Unrestricted
2016-2017 Financial Report #12**

**Mt. San Jacinto Community College District
Income Statement June 30, 2017
General Fund Unrestricted
2016-2017 Financial Report #12**

	<u>Adopted Budget</u>	<u>Revised Budget</u>	<u>Received To Date</u>	<u>Balance</u>
8100 FEDERAL REVENUES	\$ 78,000	\$ 78,000	\$ 76,350	\$ 1,650
TOTAL FEDERAL REVENUES	<u>\$ 78,000</u>	<u>\$ 78,000</u>	<u>\$ 76,350</u>	<u>\$ 1,650</u>
8600 STATE REVENUES				
8611 General Apportionment	\$ 29,028,891	\$ 29,028,891	\$ 26,279,172	\$ 2,749,719
8630 Education Protection	10,017,557	10,017,557	9,733,916	283,641
8681 State Lottery	1,511,720	1,511,720	1,874,604	(362,884)
8690 Other State	3,478,818	3,478,818	3,740,404	(261,586)
TOTAL STATE REVENUES	<u>\$ 44,036,986</u>	<u>\$ 44,036,986</u>	<u>\$ 41,628,096</u>	<u>\$ 2,408,890</u>
8800 LOCAL REVENUES				




MT. SAN JACINTO COMMUNITY COLLEGE DISTRICT

Income Statement June 30, 2017

General Fund Restricted

2016-2017 Financial Report #12

	<u>Adopted Budget</u>	<u>Revised Budget</u>	<u>Received To Date</u>	<u>Balance</u>
8100 FEDERAL REVENUES				
8120 Higher Education Act	\$ 2,014,333	\$ 2,014,332	\$ 1,296,013	\$ 718,319
8130 Workforce Investment Act	378,314	\$ 507,483	\$ 507,483	-
8140 Temporary Assist. Needy Famil	98,704	\$ 105,680	\$ 105,680	-




MT. SAN JACINTO COMMUNITY COLLEGE DISTRICT


General Fund Restricted
2016-2017 Financial Report #12

	<u>Adopted Budget</u>	<u>Revised Budget</u>	<u>Actuals To Date</u>	<u>Encumbered Expenses</u>	<u>Balance</u>
1000 Academic Salaries	\$ 5,132,804	\$ 6,660,298	\$ 4,420,900	\$ -	\$ 2,239,398


Mt. San Jacinto Community College District
Income Statement June 30, 2017



The table content is completely obscured by a large black redaction box. No data or text is visible within the table area.




Mt. San Jacinto Community College District



Mt. San Jacinto Community College District
Expenditure Statement June 30, 2017
Child Development Fund
2016-2017 Financial Report #12

Adopted Revised Actuals Encumbered




Mt. San Jacinto Community College District
Income Statement June 30, 2017
Capital Outlay Fund

The remainder of the page is completely obscured by heavy black redaction bars, rendering the financial data and table structure illegible.

**Mt. San Jacinto Community College District
Expenditure Statement March 31, 2017
Capital Outlay Fund
2016-2017 Financial Report #9**

	<u>Adopted Budget</u>	<u>Revised Budget</u>	<u>Actual To Date</u>	<u>Encumbered Expenses</u>	<u>Balance</u>
2000 Classified Salaries	\$ 111,220	\$ 137,579	\$ 137,578	\$ -	\$ 1
3000 Employee Benefits	50,282	50,282	38,848	-	11,434
4000 Books/Supplies	52,013	118,696	118,695	-	1
5000 Other Operating Expenses	811,773	883,239	773,467	-	109,772
6000 Capital Outlay	7,428,886	7,264,378	2,548,119	-	4,716,259
TOTAL EXPENDITURES	<u>\$ 8,454,174</u>	<u>\$ 8,454,174</u>	<u>\$ 3,616,707</u>	<u>\$ -</u>	<u>\$ 4,837,467</u>

FUND BALANCE - 7/1/17
(1,265,242)



**Mt. San Jacinto Community College District
Income Statement June 30, 2017**

	<u>Adopted Budget</u>	<u>Revised Budget</u>	<u>Received To Date</u>	<u>Adjustments</u>	<u>Balance</u>
8800 LOCAL REVENUES					
8860 Interest and Investment Income	\$ 200,000	\$ 200,000	\$ 389,171	\$ -	\$ (189,171)
TOTAL LOCAL REVENUES	<u>\$ 200,000</u>	<u>\$ 200,000</u>	<u>\$ 389,171</u>	<u>\$ -</u>	<u>\$ (189,171)</u>
8900 Other Financing Sources					

Mt. San Jacinto Community College District
Income Statement June 30, 2017

	<u>Budget</u>	<u>Budget</u>	<u>To Date</u>	<u>Adjustments</u>	<u>Balance</u>
8800 LOCAL REVENUES					
8860 Interest	\$ 1,000	\$ 5,000	\$ 5,011	\$ -	\$ (11)
8890 Other Local	<u>150,000</u>	<u>451,994</u>	<u>451,994</u>	<u>-</u>	<u>-</u>


Mt. San Jacinto Community College District

Income and Expenditure Statement Through June 30, 2017

San Jacinto Community College District

**Mt. San Jacinto Community College District
Income and Expenditure Statement June 30, 2017
Student Government Association
2016 - 2017 Financial Report # 12 - Pre Audit**

Beginning Balance 7/1/2016	Income YTD	Expense YTD	Ending Balance
---	-----------------------	------------------------	---------------------------



Mt. San Jacinto Community College District
Income and Expense Statement June 30, 2017

