

H.3

IV. Has the

If yes, C

Cor

a. SALA

b. BENE

* As sp

c. Provi

2000

V. Did the
audit fi
(TRAN

If yes, li

VI. Does the d

If yes, what

2000 Chart

**Mt. San Jacinto Community College District
Income Statement December 31, 2015
General Fund Unrestricted
2015-2016 Financial Report #6**


	<u>Adopted Budget</u>	<u>Revised Budget</u>	<u>Received To Date</u>	<u>Adjustments</u>	<u>Balance</u>
1100 FEDERAL REVENUES	\$ 78,000	\$ 78,000	\$ 86,125	\$ -	\$ (8,125)
TOTAL FEDERAL REVENUES	<u>\$ 78,000</u>	<u>\$ 78,000</u>	<u>\$ 86,125</u>	<u>\$ -</u>	<u>\$ (8,125)</u>
1600 STATE REVENUES					
8611 General Apportionment	\$ 24,733,552	\$ 24,733,552	\$ 17,035,199	\$ -	\$ 7,698,353
8630 Education Protection	9,865,000	9,865,000	4,966,474	-	4,898,526
8681 State Lottery	1,511,720	1,511,720	-	-	1,511,720
8690 Other State	7,039,041	7,039,041	167,394	-	6,871,647
TOTAL STATE REVENUES	<u>\$ 43,149,313</u>	<u>\$ 43,149,313</u>	<u>\$ 22,169,067</u>	<u>\$ -</u>	<u>\$ 20,980,246</u>
1800 LOCAL REVENUES					
8811 Property Tax Revenues	\$ 22,977,005	\$ 22,977,005	\$ 9,360,716	\$ -	\$ 13,616,289
8818 Redevelopment Funds	220,000	220,000	-	-	220,000
8820 Contributions, Gifts, Grants	-	-	-	-	-
8830 Contract/Instructional Services	296,250	299,120	51,227	-	247,893
8840 Theater/Other Sales	1,000	1,000	178	-	822

**Mt. San Jacinto Community College District
Expenditure Statement December 31, 2015
General Fund Unrestricted
2015-2016 Financial Report #6**

		<u>Adopted Budget</u>	<u>Revised Budget</u>	<u>Actual To Date</u>	<u>Encumbered Expenses</u>	<u>Balance</u>
1000	Academic Salaries	\$ 28,537,563	\$ 28,703,730	\$ 12,569,206	\$ 15,886,774	\$ 247,750
2000	Classified Salaries	15,680,806	15,852,631	6,963,215	8,368,838	520,578

MT. SAN JACINTO COMMUNITY COLLEGE DISTRICT

Income Statement December 31, 2015




Mt. San Jacinto Community College District
Income Statement December 31, 2015
Bond Fund
2015-2016 Financial Report #6

	<u>Adopted Budget</u>	<u>Revised Budget</u>	<u>Received To Date</u>	<u>Adjustments</u>	<u>Balance</u>
3800 LOCAL REVENUES					
8860 Interest and Investment Income	\$ 90,000	\$ 90,000	\$ 59,005	\$ -	\$ 30,995
TOTAL LOCAL REVENUES	<u>\$ 90,000</u>	<u>\$ 90,000</u>	<u>\$ 59,005</u>	<u>\$ -</u>	<u>\$ 30,995</u>
3900 Other Financing Sources					
8940 Proceeds of General Long Term Debt	\$ -	\$ -	\$ -	\$ -	\$ -

Mt. San Jacinto Community College District
Income Statement December 31, 2015
Capital Outlay Fund
2015-2016 Financial Report #6


	<u>Adopted Budget</u>	<u>Revised Budget</u>	<u>Received To Date</u>	<u>Adjustments</u>	<u>Balance</u>
6600 STATE REVENUES					
8651 Community College Construction Act	\$ 4,088,598	\$ 4,088,598	\$ -	\$ -	\$ 4,088,598
8652 Scheduled Maintenance & Repair	<u>1,036,142</u>	<u>1,036,142</u>	<u>750,679</u>	<u>-</u>	<u>285,463</u>
8652 Prop 39 Energy Sustainability	<u>233,766</u>	<u>318,687</u>	<u>318,687</u>	<u>-</u>	<u>-</u>
TOTAL STATE REVENUES	<u>\$ 5,358,506</u>	<u>\$ 5,443,427</u>	<u>\$ 1,069,366</u>	<u>\$ -</u>	<u>\$ 4,374,061</u>

6600 LOCAL REVENUES



**Mt. San Jacinto Community College District
Expenditure Statement December 31, 2015**


Capital Outlay Fund



**Mt. San Jacinto Community College District
Income Statement December 31, 2015
Self-Insurance Fund
2015-2016 Financial Report #6**


	<u>Adopted Budget</u>	<u>Revised Budget</u>	<u>Received To Date</u>	<u>Adjustments</u>	<u>Balance</u>
3800 LOCAL REVENUES					
8860 Interest	\$ 1,200	\$ 1,200	\$ 268	\$ -	\$ 932
8890 Other Local	150,000	150,000	-	-	150,000
TOTAL LOCAL REVENUES	<u>\$ 151,200</u>	<u>\$ 151,200</u>	<u>\$ 268</u>	<u>\$ -</u>	<u>\$ 150,932</u>







Mt. San Jacinto Community College District
Expenditure Statement December 31, 2015
Child Development Fund
2015-2016 Financial Report #6

	<u>Adopted Budget</u>	<u>Revised Budget</u>	<u>Actuals To Date</u>	<u>Encumbered Expenses</u>	<u>Balance</u>
1000 Academic Salaries	\$ -	\$ -	\$ -	\$ -	\$ -
2000 Classified Salaries	706,539	706,539	298,722	369,682	38,135
3000 Employee Benefits	278,445	278,445	106,845	143,195	28,405
4000 Books/Supplies	8,134	8,134	80	-	8,054





Mt. San Jacinto Community College District
Income and Expenditure Statement Through December 31, 2015
Student Representation Fee



**Mt. San Jacinto Community College District
Income and Expenditure Statement December 31, 2015
Student Government Association
2015 - 2016 Financial Report # 6**

	Beginning Balance 7/1/2015	Income YTD	Expense YTD	Ending Balance
Associated Student Body	\$ 25,953	\$ 24,670	\$ 10,244	\$ 40,379
Inter-Club Council	-	-	-	-
ASB TOTALS	\$ 25,953	\$ 24,670	\$ 10,244	\$ 40,379
Black Student Union	\$ 319	\$ -	\$ -	\$ 319
EOPS CARE Club	306	-	-	306
Sand VolleyBall Club	100	-	-	100
Creative Writing Club	144	-	-	144
Ceramic Club	30	-	-	30
Savory Sensations Club	5	-	-	5
S.A.T.O.R.I. Garden Movements	100	-	-	100
G.I.S.	100	-	-	100
Puente Club	615	-	-	615
Cheerleading Club	34	-	-	34
Queer Straight Alliance	100	-	-	100
History Club	125	-	-	125
F.E.I.C	100	-	-	100
Pass Pride Club	100	-	-	100
Amnesty International	288	-	-	288

